



Eriba overview

For over 50 years Eriba Touring caravans have achieved cult status, due to their unique lightweight construction method, steel frame, aluminium body panels, aerodynamic shape, and low profile body with raising roof section.

The Eriba Touring design offers owners a legendary towing experience.

Eriba quality continues with the rounded interior layout and Toscana cherry wood furniture, overhead lockers offering ample storage space at a convenient height. Plus wardrobe and additional storage space is provided under all seats and beds.

The kitchen unit comes with stainless steel sink, and 3 burner gas hob with auto ignition, tinted glass cover and glass splash panel. Below is a 70 litre 3 way fridge, cutlery draw, and storage cupboard. 230v UK power points to kitchen, front and rear living areas.

The models with wash rooms comes with electric flush Thetford cassette toilet, wet room floor, with drain, attractive sink / vanity unit, large mirror with lighting above, and under sink cupboard with tambour roller door.

All windows are double glazed units with multi stage opening, interior fly screens, black out roller blinds. Additionally Automotive Leisure Eriba's have a superb interior fly screen at the entrance door. For cooler days / evenings the Truma gas convector heater quickly warms the well-insulated living area (Eriba Trolls also have Truma Blown air ducting)

Note:

This brochure describes the series status at the time of publication. Some of the photos contain optional extras. Despite careful checking of the contents, printing errors are not excluded.

During the course of the model year, we retain the right to make changes in equipment and product improvements. Before signing a contract of sale, please ask our authorised HYMER dealer for our current products and series status.

Some vehicles are illustrated with optional extras which are quoted in the current price list and are available at extra cost. Decorative items illustrated are not supplied by HYMER. The details concerning scope of delivery, appearance, performance, dimensions and weights of the vehicles - deviations within factory tolerance limits (max. +/-5%) are possible and permissible - are correct at the time of going to press. They conform with the European provisions governing homologation; they may change up to the point of vehicle purchase or delivery.

Your HYMER dealer will be happy to inform you of any changes and the standard scope of delivery. Copyright by HYMER AG.

The water supply system is state of the art as of 07/2011 (Guideline 2002/72/EC).



AUTOMOTIVE LEISURE LTD,
UNIT 3, BALENA CLOSE
CREEKMOOR INDUSTRIAL ESTATE
POOLE
DORSET BH17 7DB
WTEL: 01202 600 701
www.automotiveleisure.co.uk
sales@automotiveleisure.co.uk

01/2012/5.000 GB
www.tamara-bakacs.de

Eriba-Touring 2012





Eriba-Touring Familia 310

The smallest Eriba with 3 berth layout, as Automotive Leisure customers will testify this is the ideal small touring caravan for a modest tow vehicle this model makes it possible to leave the rear double bed in place (if required) and use the front 2 seat dinette for meals.



Eriba-Touring Familia 320

The smallest ERIBA model with full washroom / toilet, rear dinette that quickly make into a comfortable double bed, one of Automotive Leisure's best selling models



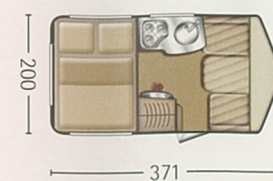
Eriba-Touring Troll 540

Functional harmony.

Dinette seating for 2 persons at the front, which converts into a full single bed if required, the Troll 540 is often favoured by taller customers of Automotive Leisure which provides longer seats at rear, to relax with your favourite book, which quickly makes in to a large square double bed. Option to order (at an extra charge), 2 x large single beds (rather than double bed) with coffee table, storage cupboard between.

Layouts

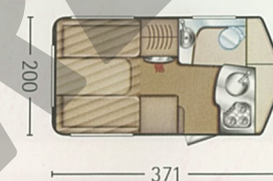
Familia 310
900 kg [1.050 kg] ●★★★



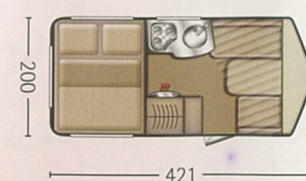
Familia 310
900 kg [1.050 kg] ●★★★



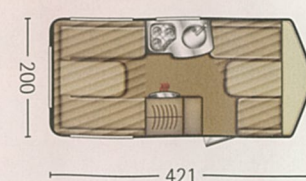
Familia 320
900 kg [1.050 kg] ●★★



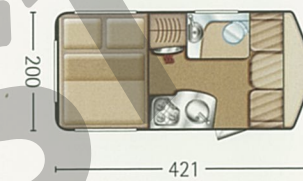
Triton 418
1.000 kg [1.200 kg] ●★★★★



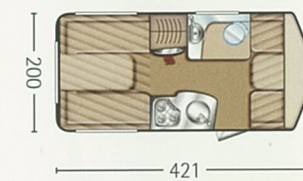
Triton 418
1.000 kg [1.200 kg] ●★★★★



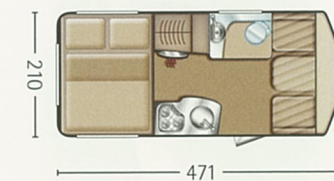
Triton 430
1.000 kg [1.200 kg] ●★★★



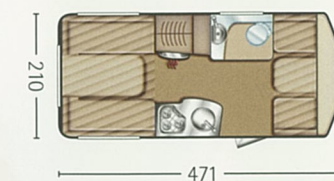
Triton 430
1.000 kg [1.200 kg] ●★★★



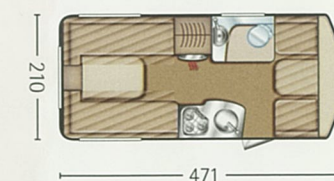
Troll 530
1.300 kg ●★★★



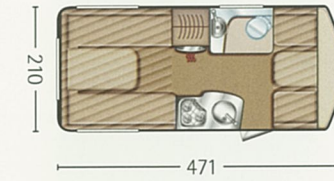
Troll 530
1.300 kg ●★★★



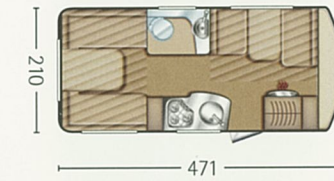
Troll 540
1.300 kg ●★★★



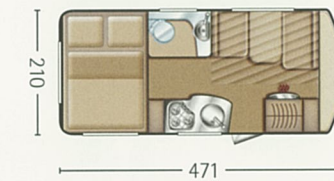
Troll 540
1.300 kg ●★★★



Troll 550
1.300 kg ●★★★★



Troll 550
1.300 kg ●★★★★




Fabric design „Salerno“

This page shows all the layouts available in the Eriba-Touring range for example with rear dinette, or with fixed double bed at no extra cost.



Eriba Touring technology

- AERO styling with steel tubular frame construction
- Low overall height
- Chassis with independent suspension and shock absorbers
- Automatic overrun brake system and automatic reverse
- Rising roof with 26 mm sandwich insulation and two pantograph hinges
- Standing height in the rising roof is 1.91 metres
- Two-tone pearl grey/white paintwork
- GFRP rear lamp cluster mount



Technical know-how guaranteed.

For over 50 years, the unique design principle has been based on the legendary tubular steel frame, originating in aircraft construction. This lightweight, self-supporting and corrosion-free design is aerodynamically modelled and is particularly robust, ensuring a long life and excellent towing characteristics. The outer skin is stove-enamelled aluminium and the rising roof shell is made from GFRP.